

If you have a Lovense USB Bluetooth Adapter

Syncing Max 2 with Mirror Life



Insert **Lovense USB Bluetooth Adapter** into your PC.



Hold down the vibrate button on Max 2 for a few seconds until it starts flashing green. Please ensure your Max 2 has been charged.



Click on the Mirror Life desktop shortcut or .exe file. Wait for the game to boot. If installed correctly the flashing green light on Max 2 will stay on.

If you don't have a Lovense USB Bluetooth Adapter

Syncing Max 2 with Mirror Life

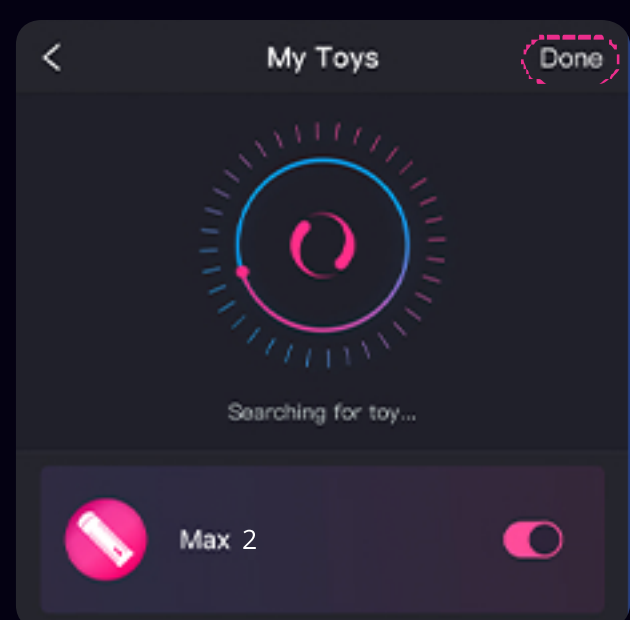
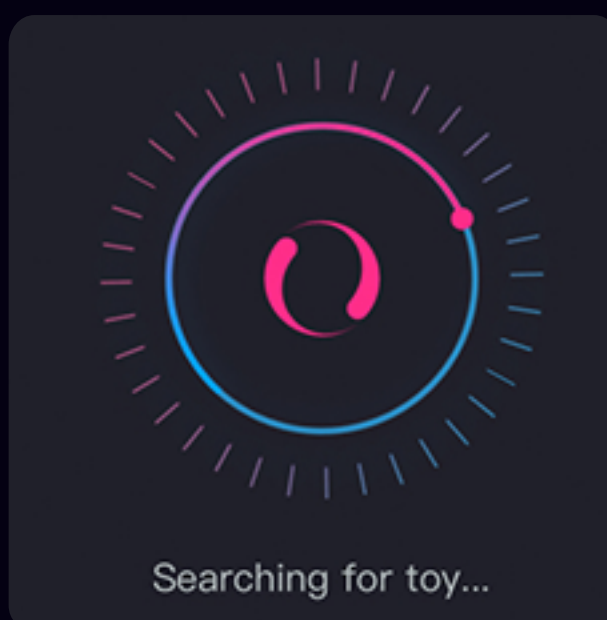
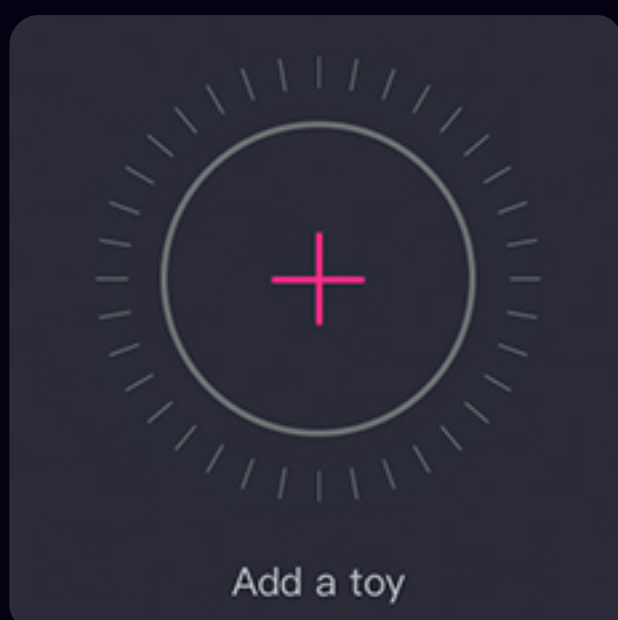
1. Download **Lovense Remote app** for iPhone/iPad/Android

2. Open and log into the Lovense Remote app.


3. Turn on Max 2 and ensure its light is blinking.

4. Click the  icon.


5. Tap "+" to begin searching. After toy is found, tap "Done".



6. The light on Max 2 will stay on to indicate it's connected.



7. Launch Mirror Life and log in using either your Mirror Life account or the account you use to log in to the Lovense Remote app.

8. If you logged in with your Mirror Life account, please scan the QR code  using Lovense Remote app to sync Max 2 with the game.